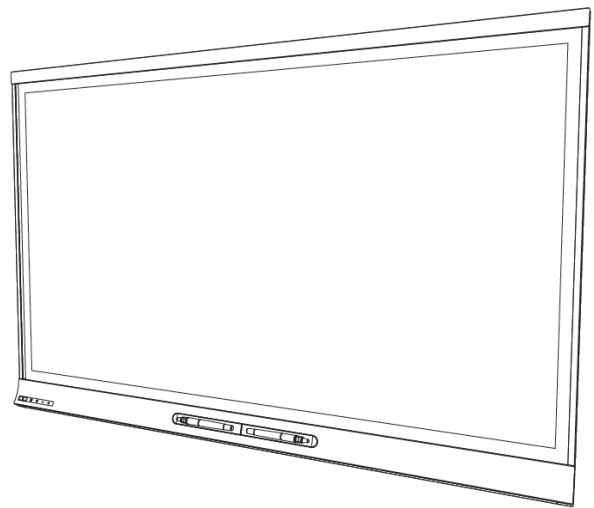


SMART[®]



***Service Parts
Diagrams***

**For Model:
SPNL-6055**

Service Parts Diagrams Revision History

Revision 1 - February, 2015

- New document

Standard Warranty Terms

Base product: Two-year limited equipment warranty

First Customer Ship: February, 2015

SMART Technologies

3636 – Research Road NW

Calgary, AB T2L 1Y1

CANADA

Support +1.403.228.5940 or Toll Free 1.866.518.6791 (Canada/U.S.)

Support Fax +1.403.806.1256

www.smarttech.com/contactserviceparts www.smarttech.com

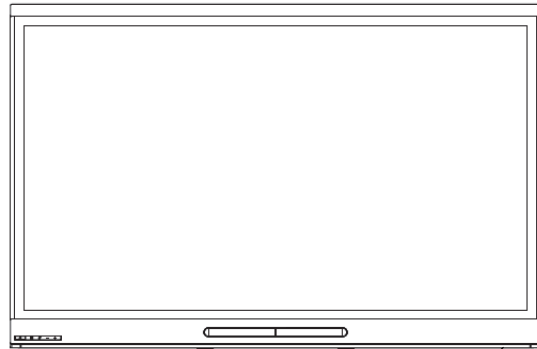
The SMART logo consists of the word "SMART" in a bold, stylized, sans-serif font. The letters are black with a white outline, and a registered trademark symbol (®) is located at the bottom right of the letter "T".

Service Parts Diagrams for the SPNL-6055

Identifying Your Product Using the Serial Number 1
Ordering Parts 1
SPNL-6055 Parts 2
Optional FRU, XTM, Slave Panel Interface Board, SPIB (Part No. SBID-G4-XTM)
NOTE: Provides an additional USB and HDMI input connection to the SPNL-6055. 3

Identifying Your Product Using the Serial Number

To make sure that you have the correct service parts diagrams, you must verify the serial number of your SPNL-6055. The serial number will be located on the right underside of the bottom bezel. An example of the serial number format is shown below.



Serial Number Location

Unique Serial Number

K012GW49L0001

Ordering Parts

Customers

To order any of the parts in these service parts diagrams, contact your local reseller. To find a reseller near you, visit www.smarttech.com/where.

Dealers and Distributors

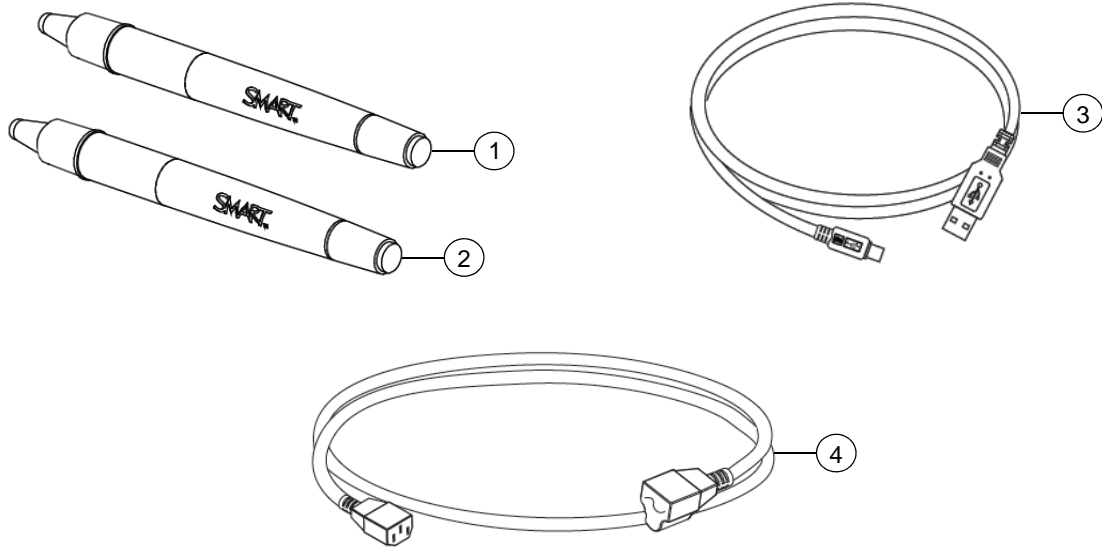
For specific technical and pricing enquiries in regards to these diagrams please contact our service parts department. Pricing is also available on-line via the SOURCE website (source.smarttech.com).

Web Form: www.smarttech.com/contactserviceparts

Phone: 1.888.42.SMART

International: +1.403.245.0333

SPNL-6055 Parts



Item	Part No.	Qty	Description
1	RPEN-E65-BLACK	1	Replacement Pen for SPNL-6000 Series - Black
2	RPEN-E65-RED	1	Replacement Pen for SPNL-6000 Series - Red
3	93-00828-20	1	Cable, USB, A-B, 16' (5.0 m)
4	1022063	1	Cable, power, North America, 8' (2.4 m)
4	93-055	1	Cable, power, United Kingdom, 8' (2.4 m)
4	93-054	1	Cable, power, Europe, 8' (2.4 m)
4	93-056	1	Cable, power, Australia, 8' (2.4 m)

Optional FRU, XTM, Slave Panel Interface Board, SPIB (Part No. SBID-G4-XTM)

NOTE: Provides an additional USB and HDMI input connection to the SPNL-6055.

